

GROUND SUPPORT

Headset Series Manual

Over-the-Head

- FH701
- FH702
- FH703
- FH704

Under-the-Helmet

- UH701
- UH702



FH Series




UH Series



BUSINESS REPLY MAIL
FIRST-CLASS MAIL PERMIT NO 862 PORTLAND OR
POSTAGE WILL BE PAID BY ADDRESSEE

FLIGHTCOM CORPORATION
7340 SW DURHAM ROAD
PORTLAND, OR 97224-9843



NO POSTAGE
NECESSARY
IF MAILED
IN THE
UNITED STATES



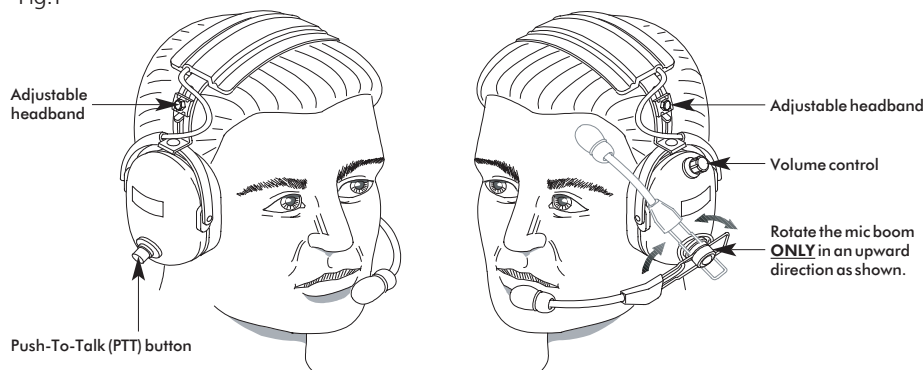
Flightcom Corporation
7340 SW Durham Road, Portland, OR 97224 USA
www.flightcom.net • e-mail: sales@flightcom.net
800-432-4342 or 503-684-8229



FH & UH Headsets Series

FH Over-the-Head Headsets

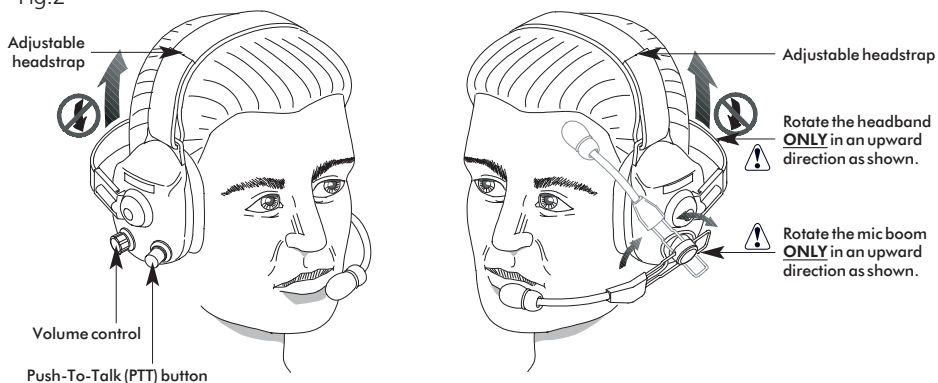
Fig.1



- FH701** Headset with a 5 foot coil cable and yellow latching PTT button
 - FH702** Headset with a 30 foot coil cable and yellow latching PTT button
 - FH703** Single side headset with a 5 foot coil cable and yellow latching PTT button
 - FH704** Headset with a 5 foot coil cable and red momentary switch
- All headsets include a microphone with water resistant membrane and mic muff (cover) with retaining o-ring.

UH Under-the-Helmet Headsets

Fig.2



- UH701** Headset with a 5 foot coil cable and yellow latching PTT button
 - UH702** Headset with a 30 foot coil cable and yellow latching PTT button
- All headsets include a microphone with water resistant membrane and mic muff (cover) with retaining o-ring.

Proper Fit

When worn properly, this headset will provide significant hearing protection. If it is not worn properly, the headset's effectiveness in reducing harmful noise is severely compromised.

- The length or vertical fit of the headset ear dome is adjusted by the headband or head-strap. Adjust as necessary to achieve a fit that ensures the headset ear dome completely covers the ear.
- When switching between right and left dress, rotate the mic boom in an upward direction as shown in the Fig.1 and Fig.2.

! Rotating the mic boom in the wrong direction may damage the boom or wiring.

! Damage to the headband cable may result from rotating the metal headband on the UH model in the wrong direction.

- For maximum comfort, wear the headset as far back on the head as possible, while ensuring the ear dome still completely covers the ear. If discomfort is felt in the jawbone, you are wearing the headset too far forward.

Headset Volume Control

A detented volume control is provided. Volume should be set at a comfortable audio level but not so high as to cause audio distortion.

Microphone Placement

Place the microphone in front of the mouth and no more than 1/8" away from the lips as shown in the diagram below. Placement of the microphone is critical for proper operation.

! If the microphone is positioned incorrectly, you may experience a reduction in volume and clarity of intercom and radio communication.

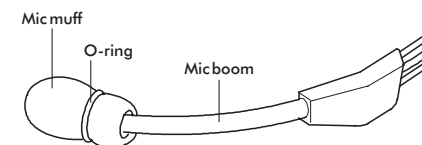


Mic Muffs

The headset microphone is covered with a washable, replaceable foam mic muff. This mic muff helps prevent the "pops" and "hisses" that can occur from speaking into a microphone that is close to the mouth.

To clean or replace the mic muff:

1. Remove the o-ring.
2. Slip the mic muff off the microphone.
3. At this time, you can decide whether to clean or replace the mic muff.



! If you clean the mic muff, use a mild detergent, rinse it out well and let it dry completely before re-installing it on the microphone.

4. Slide the mic muff on the microphone.
5. Install the o-ring on the mic muff to secure it.

Replacement mic muffs may be ordered from Firecom.

Intercom Communication

The **FH701, 702, 703** and the **UH701, 702** headsets have a yellow PTT button on the ear dome. Press and release this button to activate the microphone for intercom communication. Press and release the button again to turn the microphone off.

The **FH704** headset has a red momentary PTT button on the ear dome. Press and hold this button to activate the microphone for intercom communication. Release the button to turn the microphone off.

Caution

This Flightcom headset provides 24dB noise attenuation when properly fitted to the user and worn as instructed. Any modification to the hearing protector such as drilling holes in the dome, painting or reforming the headband spring, will negatively impact the hearing protector's performance and hearing damage could occur.

Federal law requires the following statements:

"Although hearing protectors can be recommended for protection against the harmful effects of impulsive noise, the Noise Reduction Rating (NRR) is based on the attenuation of continuous noise and may not be an accurate indicator of the protection attainable against impulsive noise such as gunfire."

"The level of noise entering a person's ear, when a hearing protector is worn as directed, is closely approximated by the difference between the A - weighted environmental noise level and the NRR.

EXAMPLE: 1. The environmental noise level as measured at the ear is 92dBA.
2. The NRR is 24dB.
3. The level of noise entering the ear is approximately equal to 92dB (A) - NRR.

CAUTION: For noise environments dominated by frequencies below 500 Hz the C - weighted environmental noise level should be used."

Always wear a hearing protector in areas that have been identified as high noise locations.

Care & Maintenance

Repairs or replacement of the headset should be immediately sought if you see any defect such as holes or cracks in the ear domes, ear seals or headband.

Body oils, perspiration and hair care products will, over time, affect the ear seals. Inspect the ear seals frequently for signs of wear and replace at approximate 6 month intervals along with the mic muff (cover).

Do not remove the foam speaker cover.



Never remove the headset from the aircraft jack by pulling on the cord. The headset should be unplugged at the jack location by pulling the headphone plug from the jack.

Wipe headset and ear seals with a mild soap and water mixture only. **NEVER IMMERS**
ANY PART OF THE HEADSET IN WATER. Although the microphone is water resistant, to ensure a longer life, keep the microphone away from moisture, when possible.

Do not store in direct sunlight or in areas of high temperature.

Specifications

Headsets

Sensitivity	104dB re .0002 microbar @ 1000 Hz, 1 mW
Frequency Response	100-17,000 Hz +5 dB in 6 cc coupler
Impedance	150 ohms nominal
Impedance (FH703)	300 ohms nominal
Weight without cable (FH701, 702, 704)	16.9 oz.
Weight without cable (FH703)	11.4 oz.
Weight without cable (UH701, 702)	15.9 oz.
NRR (all except FH703)	24dB

Microphone

DC Bias Supply	8-16 volts, not polarity sensitive
Source Resistance	220 to 2200 ohms
Output Voltage	370 mV @ 114 SPL re .0002 microbar
Frequency Response	Optimized for speech clarity and noise reduction
Max. Amb. Noise Level	125dB SPL re .0002 microbar

See www.flightcom.net for replacement parts.

Warranty

One-Year Limited Warranty to the Original Purchaser

Sonetics Corporation warrants to the original purchaser of its products, that they will be free from defects in materials and workmanship, under normal and proper use, for the period of one year from date of purchase. Sonetics Corporation will repair or replace, at its option, any parts showing factory defects during this warranty period, subject to the following provisions. This warranty applies only to a new product which has been sold through authorized channels of distribution. All work under warranty must be performed by Sonetics Corporation. All returned products must be shipped to our address, freight prepaid, accompanied by a dated proof of purchase. The purchaser voids this warranty if he, she or others attempt to repair, service or alter the product in any way. This warranty does not apply in the event of accident, abuse, improper installation, unauthorized repair, tampering, modification, fire, flood, collision, or other damage from external sources, including damage which is caused by user replaceable parts (leaking batteries, etc.). This warranty does not extend to any other equipment or apparatus to which this product may be attached or connected. The foregoing is your sole remedy for failure in service or defects. Sonetics Corporation shall not be liable under this or any implied warranty for incidental or consequential damages, nor for any installation or removal costs or other service fees. This warranty is in lieu of all other warranties, express or implied, including the warranty of merchantability or fitness of use, which are hereby excluded. To the extent that this exclusion is not legally enforceable, the duration of such implied warranties shall be limited to one year from date of purchase. No suit for breach of express or implied warranty may be brought after one year from date of purchase.



Flightcom Corporation
 7340 SW Durham Road, Portland, OR 97224 USA
 www.flightcom.net • e-mail: sales@flightcom.net
 800-432-4342 or 503-684-8229

WARRANTY CARD

Flightcom requires new products to be registered within 30 days of purchase to activate the warranty.

Thank you for purchasing Flightcom product(s). Please fill out the information requested below and mail within 30 days of purchase.



Company Name _____ E-mail Address _____

Address _____ Model Number _____

City _____ State _____ Zip _____ Country _____ Serial Number _____

Install Date _____

Contact Person _____ Phone _____ Dealer Name _____

One-Year Limited Warranty to Original Purchaser

Sonetics Corporation warrants to the original purchaser of its products, that they will be free from defects in materials and workmanship, under normal and proper use, for the period of one year from date of purchase. Sonetics Corporation will repair or replace, at its option, any parts showing factory defects during this warranty period, subject to the following provisions. This warranty applies only to a new product which has been sold through authorized channels of distribution. All work under warranty must be performed by Sonetics Corporation. All returned products must be shipped to our address, freight prepaid, accompanied by a dated proof of purchase. The purchaser voids this warranty if he or others attempt to repair, service or alter the product in any way. This warranty does not apply in the event of accident, abuse, improper installation, unauthorized repair, tampering, modification, fire, flood, collision, or other damage from external sources, including damage which is caused by user replaceable parts (leaking batteries, etc.). This warranty does not extend to any other equipment or apparatus to which this product may be attached or connected. The foregoing is your sole remedy for failure in service or defects. Sonetics Corporation shall not be liable under this or any implied warranty for incidental or consequential damages, nor for any installation or removal costs or other service fees. This warranty is in lieu of all other warranties, express or implied, including the warranty of merchantability or fitness of use, which are hereby excluded. To the extent that this exclusion is not legally enforceable, the duration of such implied warranties shall be limited to one year from date of purchase. No suit for breach of express or implied warranty may be brought after one year from date of purchase.